

Mechanical Specifications

Machine type: Single-head, cylinder arm, six needles
Sewing speed: 1,000 stitches per minute
Formats read: .pes, .dst and .phc
Size: 512(W) x 589(D) x 586(H)mm

Shipping weight: 55 kgs
Weight: 37 kgs
Electrical requirements: 240v
Bobbin type: L-size

Optional Accessories to Enhance your Versatility



CAP FRAME ATTACHMENT *

Embroider various popular cap styles quickly and easily. The cap frame embroidery area is approximately 130mm wide x 50mm high.



PE-DESIGN 6 *

Design your own unique embroidery patterns in a few easy steps. Scan drawings or photos, or use clip art images and transform them into embroidery.

PE-Design 6 gives you unlimited creativity to make the most of the the PR-600II's powerful features.



**EMBROIDERY *
CARD LIBRARY**

Choose from hundreds of designs offered in Brother's extensive Embroidery Card Library. Embroider your choice of patterns automatically by simply inserting a memory card into the designated slot.



*Separate purchase required.

Contact:
J & B Sewing Machines
 Queensway Meadows
 Curlew Close
 Newport NP19 4SY
 01633 281 555
 www.jbsew.co.uk



Embroider just like a professional

The Brother PR-600II gives you the power and technology of a commercial embroidery machine yet is incredibly easy to use

This innovative machine is compact enough to fit in your home and portable enough to take on the road. Best of all, its attractive price makes it possible for you to realise big dreams with a small investment.



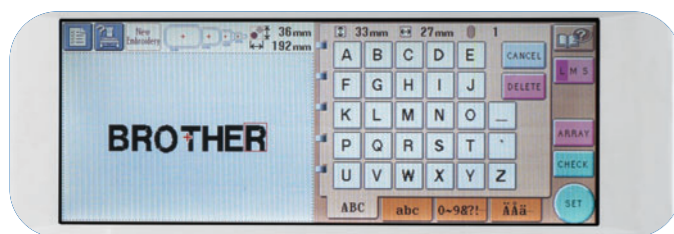
Just some of the exciting features . . .

THE BEST OF BOTH WORLDS

Brother has an established reputation for manufacturing high-quality sewing and embroidery machines for both the industrial and home fashion markets. Brother is the ONLY manufacturer with an expertise in both fields, which makes the PR-600II so special. We understand what it takes to engineer a machine for you who are ready to take your personal embroidery experience to a commercial level. And, Brother's support is always "at your side."

MULTIMEDIA CAPABILITY*

The PR600II has a two way USB port and a slot for Brothers large range embroidery memory cards. The USB port allows you to link the PR-600II to your PC or to USB devices such as memory sticks and CD-Rom drives.



BUILT-IN KEYBOARD LETTERING

An exclusive feature of multi-needle embroidery machines, built-in lettering fonts give originality to all your projects.

EXCLUSIVE AUTOMATIC NEEDLE THREADING

Simply press the automatic needle threading button to see the upper thread pass through the needle quickly and securely



BUILT-IN THREAD COLOUR INFORMATION

Wide selection of built-in thread colour information makes it easy to choose the appropriate colours.

NEW LED LIGHT

The built-in LED lights provide effective lighting for your working area.




EIGHT-SIDED DESIGN TRACE

Exclusive automatic, eight-sided design trace gives you more accurate placement of your design.

INDIVIDUAL STITCH BACKUP

With the easy to use touch screen you can search through the design by individual stitches, colour blocks or groups of one hundred stitches.



CUSTOMISE DESIGNS ON-SCREEN


Powerful customising capabilities include arranging text, pattern rotation in one-degree increments, change design size (increase 20%, decrease 10%), and the ability to combine designs and add lettering to your designs.

AUTOMATIC MEMORY RECALL

Even after the machine is switched off, the PR600II's unique software remembers the last design worked on and will retain this information for use next time. You can even continue from the last stitch that was sewn.

DIGITISING SOFTWARE *

Compatible with Brother's award-winning PE-Design software for use with popular home and commercial embroidery formats, including pes, dst, phc.



ACCESSORIES

Embroidery Hoops

With 4 different hoops sizes to choose from you can pick the ideal hoop for your project.

- 300 mm x 200 mm
- 180 mm x 130 mm
- 100 mm x 100 mm
- 60 mm x 40 mm

TOOLKIT

Includes screwdrivers, scissors, tweezers, cleaning brush, seam ripper, replacement needles, oil, instruction manual.

A USB cable comes supplied as standard with the PR-600II so you can connect it to your PC.

BUILT IN FONTS AND DESIGNS

Quickly and simply personalise your projects with a choice of 16 font styles, 10 frame patterns or a selection of embroidery designs all built into the PR600II.



EXTRA-LARGE, EASY-TO-USE COLOUR LCD SCREEN

Manage all functions with a simple touch of the easy-to-read LCD display. Intuitive commands and a built-in Quick-reference Guide make the control panel easy to use and quick to learn.



SIX NEEDLES ON A SINGLE HEAD

Embroider multi-colour designs quickly and easily. The automatic colour change feature allows you to pre-program the correct thread colour sequence for the entire design. The upper and lower automatic thread trimmers mean no time-consuming trimming after the embroidery is complete. With the PR-600II, you can embroider more items in less time.



CYLINDER ARM

The cylinder arm makes it easier than ever to embroider items such as caps, tote bags, sleeves, trouser legs, shirt pockets and socks.

*Not compatible with *Disney Memory Card Collection.